



European Board of Ophthalmology

EBOD exam 2022

What the candidate should know
about the exam process

When?

- 2 online exams in 2022:
 - May 6th: applications open on October 1st & close on December 20th 2021
 - September 30th- applications open on February 1st & close on April 1st

Application requests received after the deadlines will not be considered
- www.ebo-online.org for details

Where & How?

- Home or quiet place
 - Laptop connected to high speed internet (wired, wifi)
 - Windows 10 or Macbook
 - Google chrome required
 - Webcam, microphone, chargers needed
 - Remotely proctored / ProctorExam:
 - **Video example:** <https://youtu.be/zlePW7DrcD0>
- Have ID: Passport, Driver's License, National ID Card**

Where & How? (cont.)

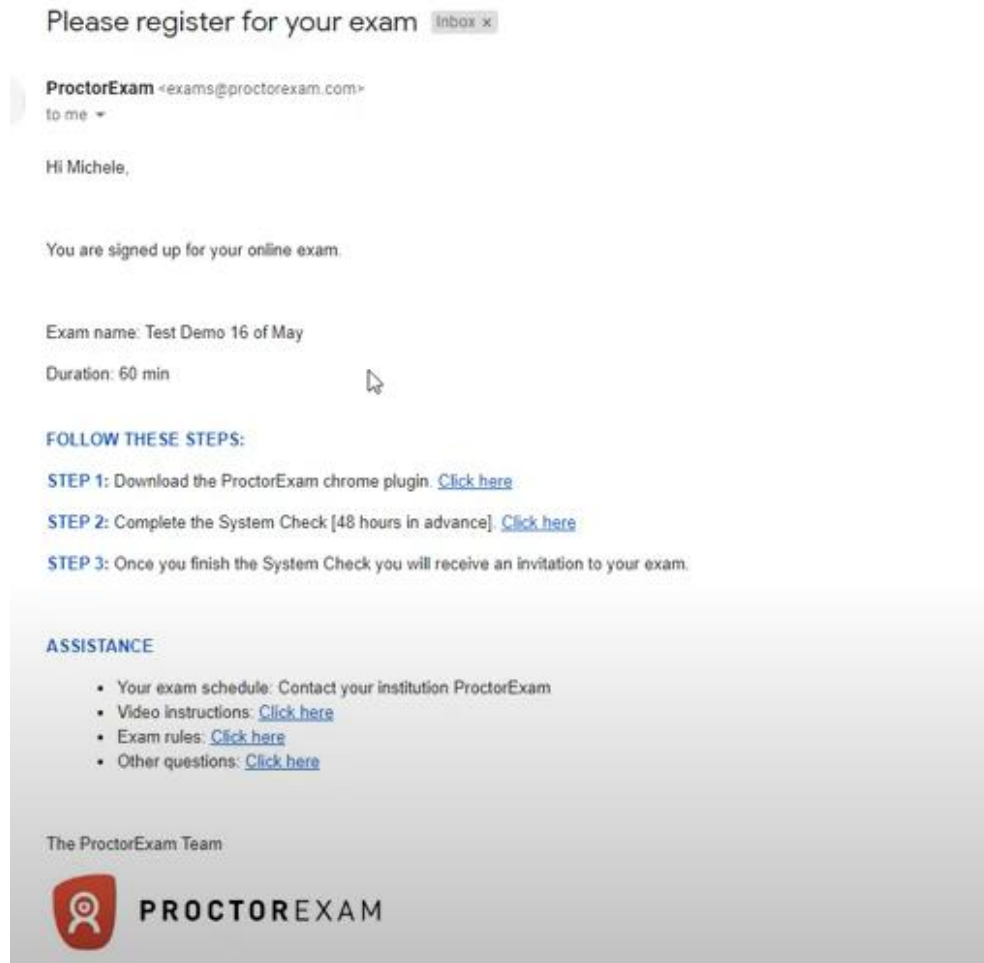
- **Alone** in the room
- **One pencil** and **empty paper** allowed
- **One bottle of water** and **one snack** allowed
- Headphones, headsets, airpods and earphones are **not** permitted
- You may **not use a second screen** for the exam
- Restroom is allowed once for five minutes but the **exam countdown will continue. Raise your hand to let the remote invigilator know**
- Technical invigilation provided for **IT questions** (through chat box)
- Clinical invigilation not provided: no possibility of questions concerning the content of the exam during the exam

Format ?

- Online MCQ + online clinical cases
 - 2 hours MCQ + 1 hour clinical cases respectively
 - Weighting: 40% for MCQ, 60% for Clinical Cases
- **English** language
- Speedwell eSystem platform
- **Week before exam:** connection test to Speedwell eSystem and trial exam
 - Login and password sent for test
 - Familiarise yourself with technical interface
- **Up to 48 hrs before exam** Do the “System Test” with ProctorExam to check your set up is working
- **Morning of the Exam:** Log into ProctorExam system, which will direct you into Speedwell eSystem

Getting Ready

- Email will come from ProctorExam (keep an eye on your spam / “Other” / “Promotion” email folders
- **AT LEAST 48 hrs in advance**



Please register for your exam Inbox x

ProctorExam <exams@proctorexam.com>
to me ▾

Hi Michele,

You are signed up for your online exam.

Exam name: Test Demo 16 of May
Duration: 60 min


FOLLOW THESE STEPS:

- STEP 1:** Download the ProctorExam chrome plugin. [Click here](#)
- STEP 2:** Complete the System Check [48 hours in advance]. [Click here](#)
- STEP 3:** Once you finish the System Check you will receive an invitation to your exam.

ASSISTANCE

- Your exam schedule: Contact your institution ProctorExam
- Video instructions: [Click here](#)
- Exam rules: [Click here](#)
- Other questions: [Click here](#)

The ProctorExam Team

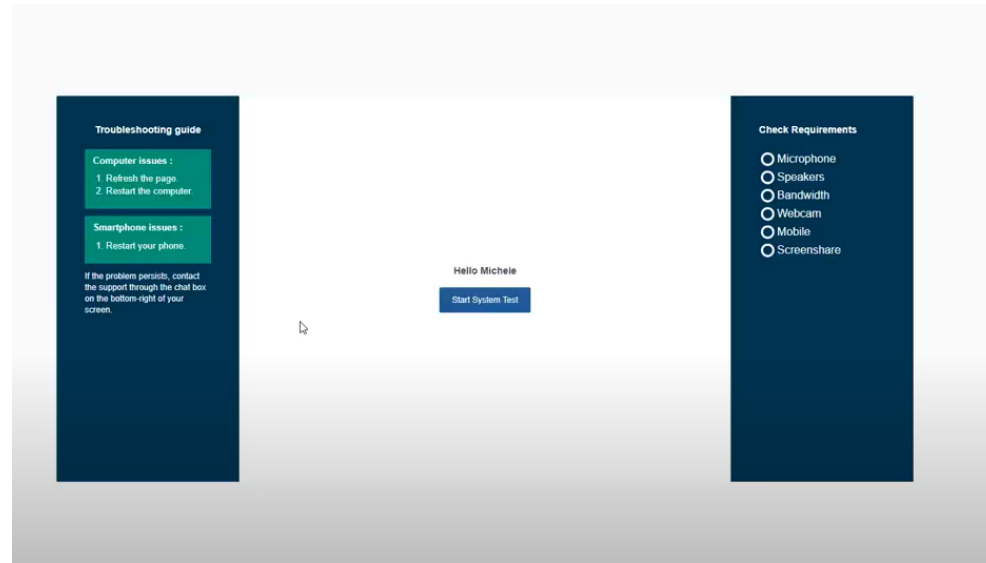
 **PROCTOREXAM**

Getting Ready

ProctorExam email links to

- Download **Chrome Extension**
- **System check**
 - Microphone
 - Speakers
 - Webcam
 - Screenshare

Follow instructions

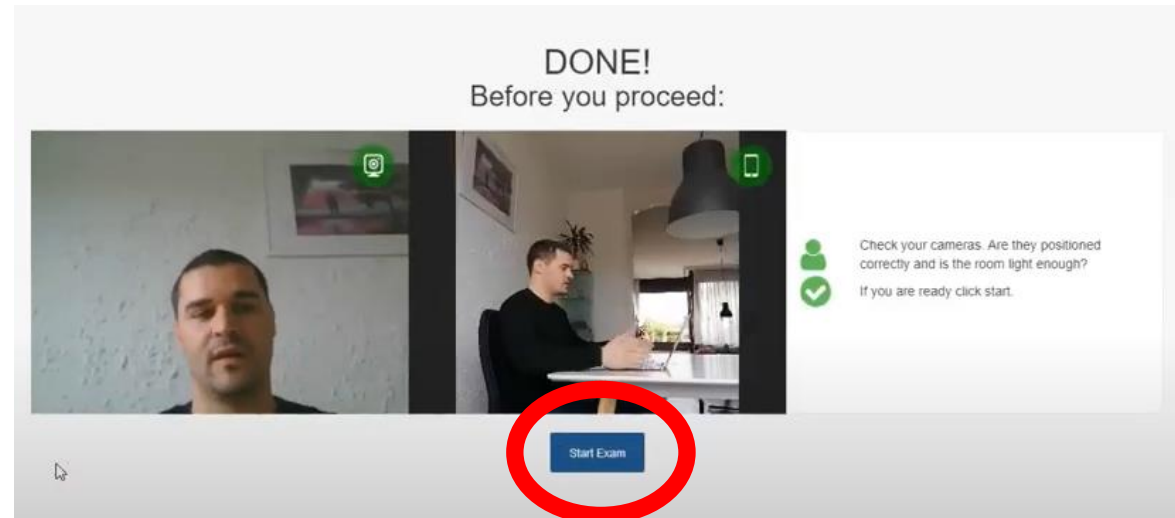


**Follow steps in ProctorExam email as soon as you receive it
– make sure your set up works for exam!**

When Taking Exam

ProctorExam will perform

- System check
- ID Check
- Room Check
- Present rules



Exam opens in new tab – keep ProctorExam tab open

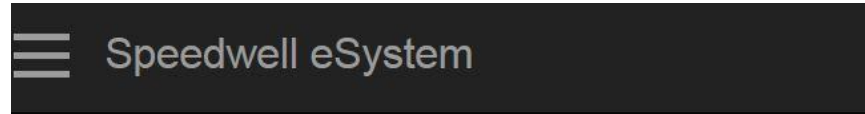
Online MCQ exam

- Between 09:00 and 12:00 CET
- Exact time will be announced 1 week before the exam
- 52 questions:
 - Stem sets the context
 - 5 statements to be marked True/ False/ Don't know
 - 260 answers required
- Covers the complete program: basic sciences, medical or surgical topics relevant to the practice of ophthalmology

Online MCQ exam

For Practice version
(sent one week in
advance), sign in
with information
sent from EBO

On Exam Day, you
will be signed in by
ProctorExam



Sign In

Please enter your username and password.

Account Information

Username

Password

**Provided
by EBO**

Remember me?

Sign In



CLICK

[Download and Configure Safe Exam Browser](#)

Version 3.0.6432.0

© Copyright 2013-2020 Speedwell Software Ltd

Online MCQ exam

☰ Speedwell eSystem

Exams Not Taken

Code	Name
EBOTEST2020	EBO Test Exam (for Executive)

[Details](#) [Take](#)

Exams Taken

Code	Name
------	------


[Download and Configure Safe Exam Browser](#)

Exam will be listed on entry page. Click **Take**

Online MCQ exam



Time Remaining: 00:29:51

EBO Test Exam ()

In this online exam, you will be presented with a statement, followed by 5 statements. You are asked to mark each statement True or False (or Don't Know).

A correct answer is awarded 1 point

An incorrect (or empty) answer will be penalised 0.5 points

"Don't know" is not awarded or penalised, and so attracts a score of 0

When you have answered the questions, you will be shown a review screen, from where you can adjust your responses, if you wish.

Exam instructions

Online MCQ exam

☰ Questions 1 to 5 of 10 Time Remaining: 00:28:32

EBO Test Exam

Options:

- A. TRUE
- B. FALSE

A 5-year old boy, tall for his age with long thin fingers and hyperextensible finger joints, presents with bilaterally subluxated lenses, one down and in and the other up and out. Both parents are normal and there is no family history:

1. The most likely diagnosis is Weill-Marchesani syndrome ▼
2. An electroretinogram is indicated ▼
3. Visual acuity is best helped by aphakic or phakic spectacle correction based on retinoscopy and subjective refinement ▼
4. In the differential diagnosis an autosomal recessive disease such as homocystinuria should not be considered ▼
5. An echocardiogram should be performed ▼

Online MCQ exam

59	May require penetrating keratoplasty	TRUE	Review
60	Starts in early childhood	FALSE	Review

If you are happy with your answers, press the Finished button to complete the exam. You will not be able to change your answers after this.



Very important!! This saves your answers!!!

Online MCQ exam

Thank you for completing the exam.

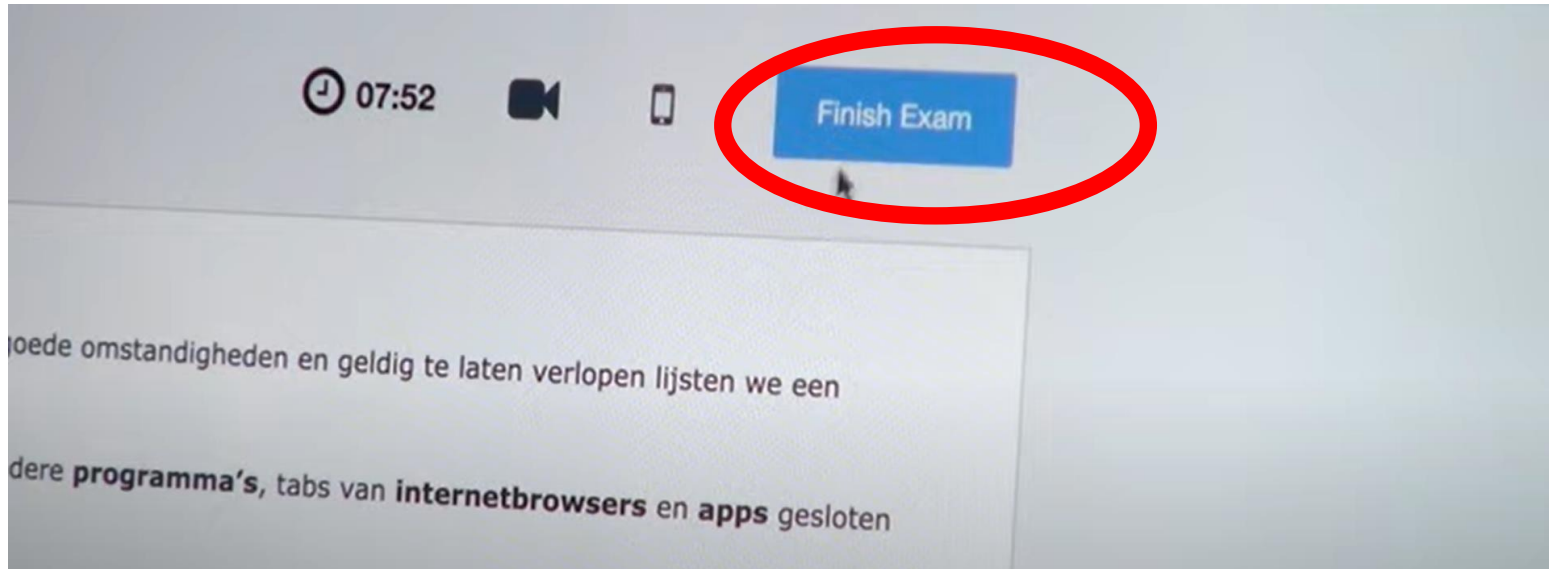
Your answers have been collected, and your results will be released to you in due course.

[Back To My Exams](#)

Close this tab, then Finish exam on ProctorExam -> (see next Slide)

Online MCQ exam

Very important



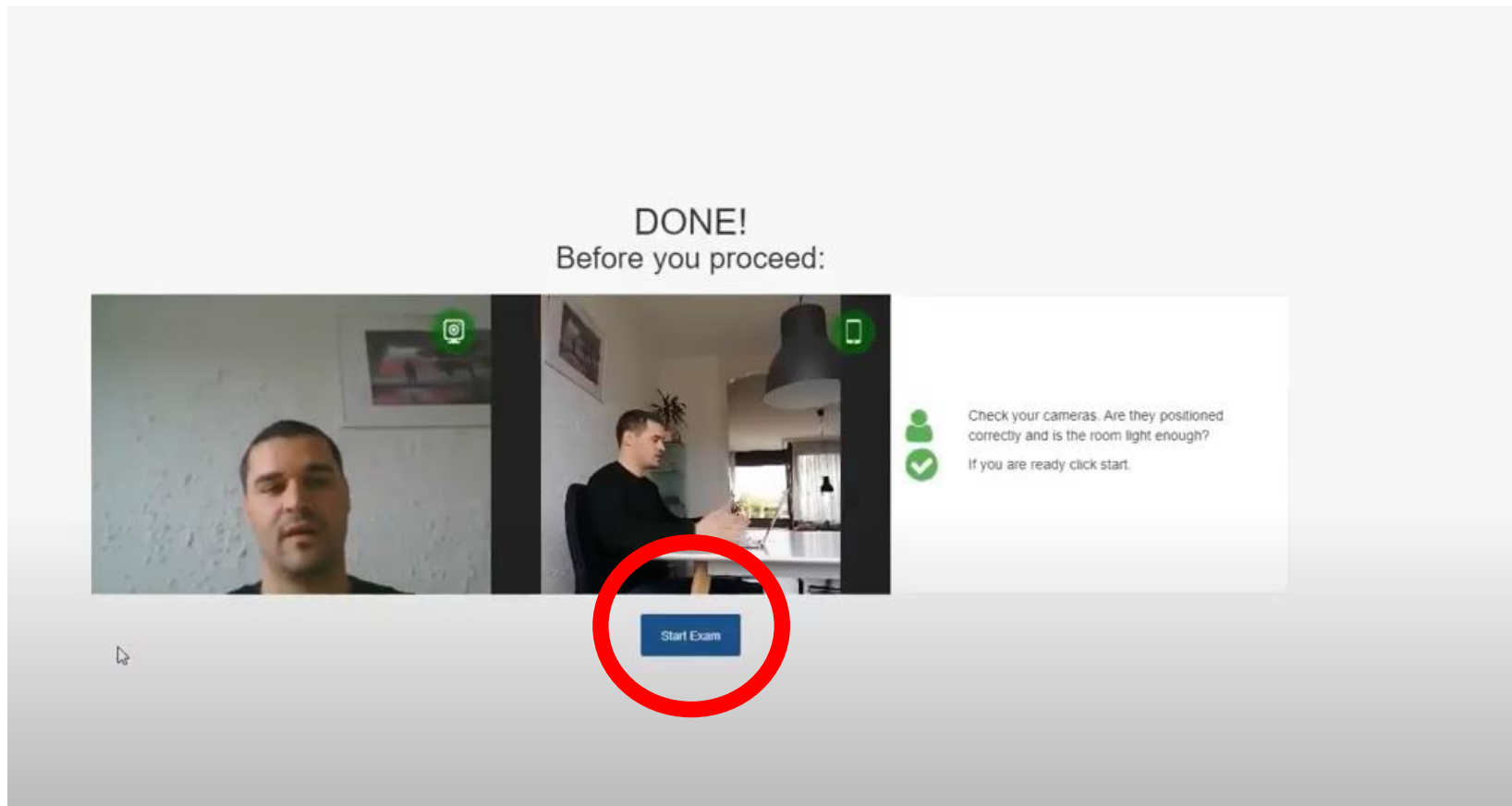
IMPORTANT

- Click **"Finished"** at end of Speedwell exam (**to save your answers**)
- Click **"Finish Exam"** in ProctorExam (to end monitoring)
- Close Browser tabs

Online clinical cases

- Between 13 and 15 CET
- Exact time will be announced 1 week before the exam
- 8 cases: A1, A2, B1, B2, C1, C2, D1, D2
 - A. Optics, refraction, neuro / pediatrics, strabismus
 - B. Cornea, external / Orbit, adnexa
 - C. Glaucoma / Cataract, refractive
 - D. Retina / Uveitis

ID and set up check again



Exam opens in new tab – keep ProctorExam tab open

Online clinical cases

Exams Not Taken

Code	Name	
2021_EBO TEST A	2021 EBO TEST A VSA EXAM	Detail Take

Exams Taken

Code	Name
Download and Configure Safe Exam Browser	

Exam will be listed on entry page. Click **Take**

Online clinical cases

wellssystem.com/delivery/ExamEvent/Take/269

In this exam, you will be tested on your clinical knowledge and decision making.

You will be presented with 8 cases.

For each case, you will be presented with:

- Summary clinical data / history for the patient
- Images

For each case, you will need to consider:

- Key findings in the images you see
- Potential diagnoses
- Prognosis
- Management / treatment options

These questions are "Very short answer" types. Under each question is a small text box, where you can type in a short answer.

Be brief - for example, if you were being asked for a diagnosis, be as specific as possible in a few words. Avoid using acronyms unless they are widely used.

Click on images to magnify them, then click the "Close magnification" button to go back to the question.

To proceed through the exam, click/ tap the ">" button at the bottom of the screen.

Exam instructions


Online clinical cases

Patient History:

Text

For this case, over the next few screens you will be asked to identify important features, your diagnosis and treatment options.

Pictures



Online clinical cases

Describe what you see on the right.

Enter only a short description, including only the most important information.



100 character answer in the field
5 questions per case

What disease would you suspect?

Enter only the disease name into the space below.

What is the most important diagnostic test?

What is the diagnosis?

Enter only the diagnosis into the space below.


What is the treatment?

Enter only the treatment into the space below.

Online clinical cases

Review Your Responses

Answered Questions

Number	Question Text	Your Response	
1			Review
2			
3			Review
4			Review
5			Review
6			Review
7			Review
8			Review
9			Review
10			Review
11			Review
12			Review
13			Review
14			Review



Finished

Online clinical cases

16	<h2>Your answers</h2>	Review
17		Review
18		Review
19		Review
20		Review
21		Review
22		Review
23		Review
24		Review
25		Review
26		Review
27		Review
28		Review
29		Review

If you are happy with your answers, press the Finished button to complete the exam. You will not be able to change your answers after this.

[<](#) [>](#) **Finished**

Very important

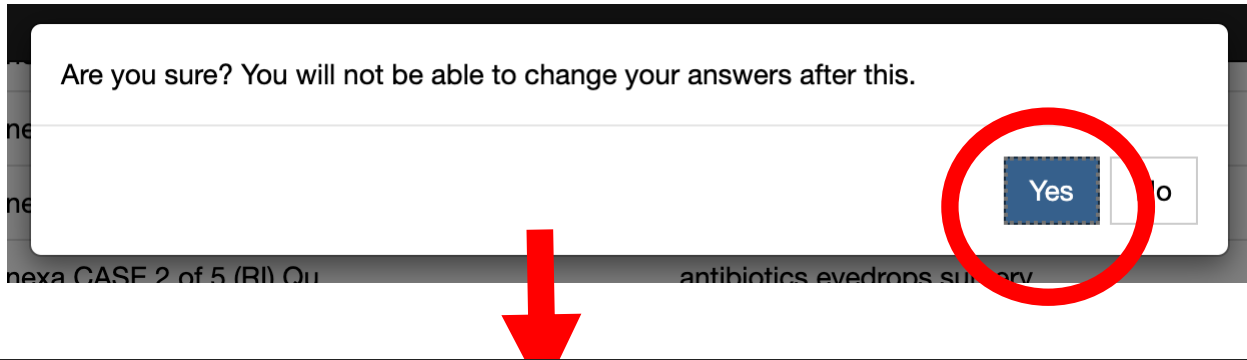
Online clinical cases

Warning, you have 4 unanswered question(s)!

Are you sure? You will not be able to change your answers after this.

You will be told if you miss a question

Online clinical cases



You have now answered all questions in this exam. Click "Finish" to submit them and end your attempt.

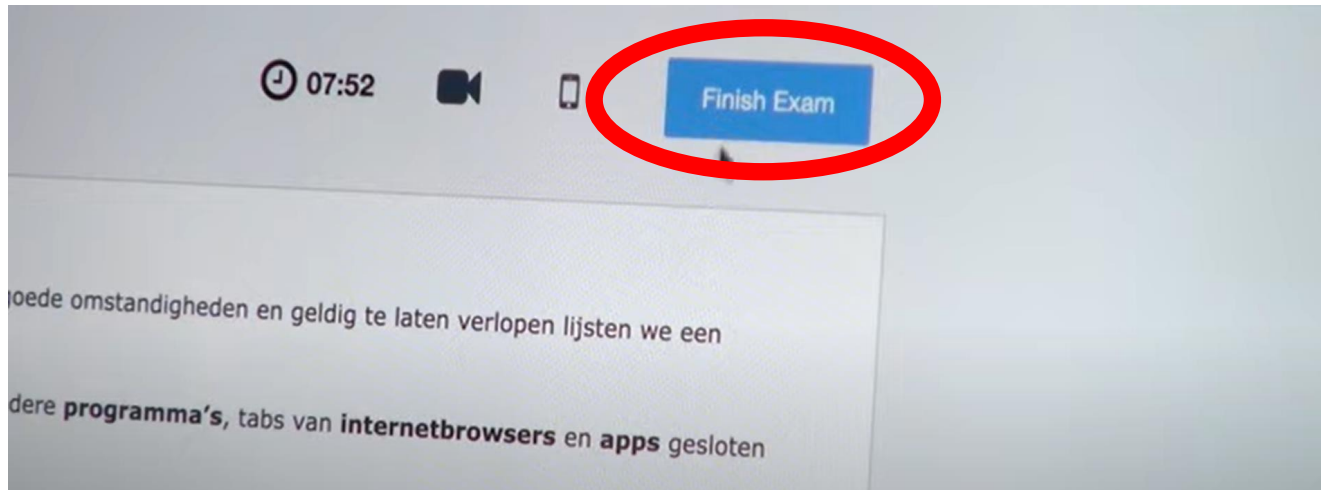
You will receive your results in due course.

[Back To My Exams](#)

Confirm you are finished the exam.

Close this tab, go back to ProctorExam tab

Online clinical cases



IMPORTANT

- Click **“Finished”** at end of Speedwell exam **(to save your answers)**
- Click **“Finish Exam”** in ProctorExam **(to end monitoring)**
- Close Browser tabs

(Results around 2 weeks)